



A tool to prioritize interventions that fit a country's context so that scale up is successful.

TOOL 1C Environmental Assessment: Domains

A group exercise taking stock of the environment to identify opportunities for and risks to scale up.

When we know our environment, we can leverage opportunities, minimize risks, and build on our framework. This tool helps you see where adaptations might be needed in the future and strengthen your scale-up strategy.

TOOL 1C Environmental Assessment: Domains

STEP 1: ASSIGN DOMAINS Break into small groups. Each group should be assigned 1-3 domains they know well. If all domains are covered, it's ok if groups overlap.

POLITICAL ENVIRONMENT Political situation, security, governance, bureaucratic culture, formal and informal political relationships	HEALTH SYSTEM Infrastructure and access to services, legislative capacity, etc.	FUNDING Funding, collaboration between partners, presence of other programs	EDUCATION SYSTEM School management, teacher training, educational policies	CULTURE, COMMUNITY AND HOUSEHOLD Awareness and prioritization of social/cultural factors that affect ending violence against children
POLICY ENVIRONMENT Level of external support for the policy/program/other policies/programs that conflict with, help, or hurt scale up	LEGAL SYSTEM Laws, enforcement	SUPERVISION OR QUALITY IMPROVEMENT Cases of readiness for supervision/quality improvement	PHYSICAL ENVIRONMENT Geography, weather patterns that influence ending violence against children	OTHER Any contextual factors not included in the above categories
ECONOMIC ENVIRONMENT Economic conditions, resource mobilization	RESPONSE AND SUPPORT SERVICES System mechanisms, health, psychological, legal, and justice services	RESOURCES Availability of key personnel, skills, and assets, workload, motivation, incentives, turnover		

INSPIRE Center for Innovation and Policy Studies 1C Environmental Assessment: Domains • Page 1 of 3

STEP 2: COLLECT Mark which domain applies. Use one domain per sheet.

<input type="checkbox"/> POLITICAL ENVIRONMENT	<input type="checkbox"/> FUNDING
<input type="checkbox"/> POLICY ENVIRONMENT	<input type="checkbox"/> PERSONNEL
<input type="checkbox"/> ECONOMIC ENVIRONMENT	<input type="checkbox"/> SUPERVISION/QUALITY IMPROVEMENT
<input type="checkbox"/> EDUCATION SYSTEM	<input type="checkbox"/> RESPONSE AND SUPPORT SERVICES
<input type="checkbox"/> HEALTH SYSTEM	<input type="checkbox"/> CULTURE, COMMUNITY AND HOUSEHOLD
<input type="checkbox"/> PHYSICAL ENVIRONMENT	<input type="checkbox"/> RESOURCES
<input type="checkbox"/> LEGAL SYSTEMS	<input type="checkbox"/> OTHER

WHAT IS THE KEY FACTOR?
In this box, write 1 key factor affecting scale up in this domain. Use as much or as little detail as is useful.

WHAT IS THE IMPACT?
Does this key factor make scale up easier (positive effect, +) or harder (negative effect, -)? Mark the + or -.
Draw the key factor have a small impact or a large one? Fill in the circles to show the size of the positive or negative effect.

	+/-	+
	+/-	+
	+/-	+
	+/-	+
	+/-	+

INSPIRE Center for Innovation and Policy Studies 1C Environmental Assessment: Domains • Page 2 of 3

STEP 3: DISCUSS

1. Consider all of the key factors that were identified on the "Step 2: Collect" sheet, for this tool.
2. Choose 3 opportunities to support scale up and 3 constraints to scale up. Write these in the boxes below.
3. For each opportunity or constraint, consider what actions or strategies you will take. Write these in the appropriate box. Note: your intervention package might already include these or similar activities.

OPPORTUNITIES	
+	DOMAIN: OPPORTUNITY: ACTION/STRATEGY TO MAXIMIZE IT:
+	DOMAIN: OPPORTUNITY: ACTION/STRATEGY TO MAXIMIZE IT:
+	DOMAIN: OPPORTUNITY: ACTION/STRATEGY TO MAXIMIZE IT:
CONSTRAINTS	
-	DOMAIN: CONSTRAINT: ACTION/STRATEGY TO MINIMIZE IT:
-	DOMAIN: CONSTRAINT: ACTION/STRATEGY TO MINIMIZE IT:
-	DOMAIN: CONSTRAINT: ACTION/STRATEGY TO MINIMIZE IT:

INSPIRE Center for Innovation and Policy Studies 1C Environmental Assessment: Domains • Page 3 of 3

AVAILABLE FORMATS: The worksheets included here are meant for printing at A4 size. Visit the Guide's website for downloadable interactive (fillable) PDF worksheets, alternate languages and alternative formats.

inspire-strategies.org/adaptationandscale

How to use this tool

- 1 Assign small groups 1-3 domains they are familiar with. Use the list (Assign Domains).
- 2 For each domain, the group should identify the key factors affecting scale up (Collect).
- 3 For each factor, decide if it has a positive or negative effect on scale up and the strength of its impact (Collect).
- 4 Looking across all identified factors, identify 3 opportunities which support scale up and 3 constraints to scale up. Write and discuss these (Discuss).
- 5 Identify action items to take advantage of opportunities and minimize constraints (Discuss).

THINGS TO KEEP IN MIND

- Make use of the experience in the room, giving people environmental domains to assess that they know well.
- Do not skip a large-group discussion about all the identified factors.
- Be sure to document all the identified factors (Collect); you'll want to reference them later during other scale-up activities.

REMINDER...FEEL FREE TO ADAPT THIS
TOOL IN ANY WAY THAT WORKS FOR
YOUR TEAM AND YOUR CONTEXT!

TOOL 1C Environmental Assessment: Domains

STEP 1: ASSIGN DOMAINS

Break into small groups. Each group should be assigned 1–3 domains they know well.
If all domains are covered, it is ok if groups overlap.

POLITICAL ENVIRONMENT

Political situation, security, governance, bureaucratic culture, formal and informal political relationships

HEALTH SYSTEM

Infrastructure and access to services, logistics capacity, etc.

FUNDING

Funding, collaboration between partners, presence of other programs

EDUCATION SYSTEM

School management, teacher training, educational policies

CULTURE, COMMUNITY AND HOUSEHOLD

Awareness and prioritization of social/cultural factors that affect ending violence against children

POLICY ENVIRONMENT

Level of external support for the policy/program—other policies/programs that conflict with, help, or hurt scale up

LEGAL SYSTEM

Laws, enforcement

SUPERVISION OR QUALITY IMPROVEMENT

Capacity/capability for supervision/quality improvement

PHYSICAL ENVIRONMENT

Geography, weather patterns that influence ending violence against children

OTHER

Any contextual factors not included in the above categories

ECONOMIC ENVIRONMENT

Economic conditions, resource mobilization

RESPONSE AND SUPPORT SERVICES

Referral mechanisms; health, physiological, legal, and justice services

RESOURCES

Availability of key personnel, skills and abilities, workload, motivation, incentives, turnover

STEP 2: COLLECT

Mark which domain applies. Use one domain per sheet.

- POLITICAL ENVIRONMENT
- POLICY ENVIRONMENT
- ECONOMIC ENVIRONMENT
- EDUCATION SYSTEM
- HEALTH SYSTEM
- PHYSICAL ENVIRONMENT
- LEGAL SYSTEMS

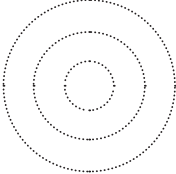
- FUNDING
- PERSONNEL
- SUPERVISION/ QUALITY IMPROVEMENT
- RESPONSE AND SUPPORT SERVICES
- CULTURE: COMMUNITY AND HOUSEHOLD
- RESOURCES
- OTHER

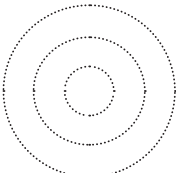
WHAT IS THE KEY FACTOR?

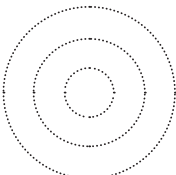
In each box, write 1 key factor affecting scale up in this domain. Use as much or as little detail as is useful.

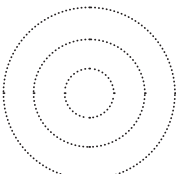
WHAT IS THE IMPACT?

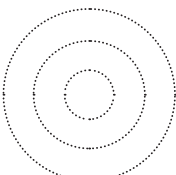
Does this key factor make scale up easier (positive effect, +) or harder (negative effect, -)? Mark the + or -. Does this key factor have a small impact or a large one? Fill in the circles to show the size of the positive or negative effect.

	<input type="radio"/> + <input type="radio"/> - 
--	--

	<input type="radio"/> + <input type="radio"/> - 
--	---

	<input type="radio"/> + <input type="radio"/> - 
--	---


	<input type="radio"/> + <input type="radio"/> - 
--	---


	<input type="radio"/> + <input type="radio"/> - 
--	---


STEP 3: DISCUSS

1. Consider all of the key factors that were identified on the "Step 2: Collect" sheet, for this tool.
2. Choose 3 opportunities to support scale up and 3 constraints to scale up. *Write these in the boxes below.*
3. For each opportunity or constraint, consider what actions or strategies you will take. Write these in the appropriate box. *Note: your intervention package might already include these or similar activities.*


OPPORTUNITIES


	DOMAIN: _____	
	OPPORTUNITY: _____	ACTION/STRATEGY TO MAXIMIZE IT: _____


	DOMAIN: _____	
	OPPORTUNITY: _____	ACTION/STRATEGY TO MAXIMIZE IT: _____

	DOMAIN: _____	
	OPPORTUNITY: _____	ACTION/STRATEGY TO MAXIMIZE IT: _____

CONSTRAINTS

	DOMAIN: _____	
	CONSTRAINT: _____	ACTION/STRATEGY TO MINIMIZE IT: _____

	DOMAIN: _____	
	CONSTRAINT: _____	ACTION/STRATEGY TO MINIMIZE IT: _____

	DOMAIN: _____	
	CONSTRAINT: _____	ACTION/STRATEGY TO MINIMIZE IT: _____

Now What?

YOU SHOULD NOW HAVE...

- A comprehensive list of environmental factors relevant to scaling up activities to end violence against children
- 3 opportunities identified in each domain and action steps for each
- 3 constraints identified in each domain and action steps to address each

Act and apply

Is there a section of the action plan that provides an assessment of how ending violence against children has been advanced and/or inhibited in the country? Does the plan specifically highlight barriers to, and facilitators of, ending violence against children? Should the plan include this information?

Which of the constraints and opportunities that you identified will you prioritize moving forward? How might you address them?

RELATED TOOLS:

- **Tool 1F:** Uncovering Risks and Preconditions to Achieving Action Plan Results
- **Tool 1D:** Environmental Assessment: Actor Analysis
- **Tool 3C:** Benchmarking and Tracking Vertical Scale Up
- **Tool 3D:** Benchmarking and Tracking Horizontal Scale Up

