

TOOL 1C Environmental Assessment: Domains

STEP 1: ASSIGN DOMAINS

Break into small groups. Each group should be assigned 1–3 domains they know well.
If all domains are covered, it is ok if groups overlap.

POLITICAL ENVIRONMENT

Political situation, security, governance, bureaucratic culture, formal and informal political relationships

HEALTH SYSTEM

Infrastructure and access to services, logistics capacity, etc.

FUNDING

Funding, collaboration between partners, presence of other programs

EDUCATION SYSTEM

School management, teacher training, educational policies

CULTURE, COMMUNITY AND HOUSEHOLD

Awareness and prioritization of social/cultural factors that affect ending violence against children

POLICY ENVIRONMENT

Level of external support for the policy/program—other policies/programs that conflict with, help, or hurt scale up

LEGAL SYSTEM

Laws, enforcement

SUPERVISION OR QUALITY IMPROVEMENT

Capacity/capability for supervision/quality improvement

PHYSICAL ENVIRONMENT

Geography, weather patterns that influence ending violence against children

OTHER

Any contextual factors not included in the above categories

ECONOMIC ENVIRONMENT

Economic conditions, resource mobilization

RESPONSE AND SUPPORT SERVICES

Referral mechanisms; health, physiological, legal, and justice services

RESOURCES

Availability of key personnel, skills and abilities, workload, motivation, incentives, turnover

STEP 2: COLLECT

Mark which domain applies. *Use one domain per sheet.*

- POLITICAL ENVIRONMENT
- POLICY ENVIRONMENT
- ECONOMIC ENVIRONMENT
- EDUCATION SYSTEM
- HEALTH SYSTEM
- PHYSICAL ENVIRONMENT
- LEGAL SYSTEMS

- FUNDING
- PERSONNEL
- SUPERVISION/ QUALITY IMPROVEMENT
- RESPONSE AND SUPPORT SERVICES
- CULTURE: COMMUNITY AND HOUSEHOLD
- RESOURCES
- OTHER

WHAT IS THE KEY FACTOR?

In each box, write 1 key factor affecting scale up in this domain. *Use as much or as little detail as is useful.*

WHAT IS THE IMPACT?

Does this key factor make scale up easier (positive effect, +) or harder (negative effect, -)? *Mark the + or -.*
Does this key factor have a small impact or a large one? *Fill in the circles to show the size of the positive or negative effect.*

+
 -

+
 -

+
 -


+
 -


+
 -


STEP 3: DISCUSS

1. Consider all of the key factors that were identified on the "Step 2: Collect" sheet, for this tool.
2. Choose 3 opportunities to support scale up and 3 constraints to scale-up. *Write these in the boxes below.*
3. For each opportunity or constraint, consider what actions or strategies you will take. Write these in the appropriate box. *Note: your intervention package might already include these or similar activities.*


OPPORTUNITIES


	DOMAIN: _____	
	OPPORTUNITY: _____	ACTION/STRATEGY TO MAXIMIZE IT: _____ _____ _____


	DOMAIN: _____	
	OPPORTUNITY: _____	ACTION/STRATEGY TO MAXIMIZE IT: _____ _____ _____

	DOMAIN: _____	
	OPPORTUNITY: _____	ACTION/STRATEGY TO MAXIMIZE IT: _____ _____ _____

CONSTRAINTS

	DOMAIN: _____	
	CONSTRAINT: _____	ACTION/STRATEGY TO MINIMIZE IT: _____ _____ _____

	DOMAIN: _____	
	CONSTRAINT: _____	ACTION/STRATEGY TO MINIMIZE IT: _____ _____ _____

	DOMAIN: _____	
	CONSTRAINT: _____	ACTION/STRATEGY TO MINIMIZE IT: _____ _____ _____